

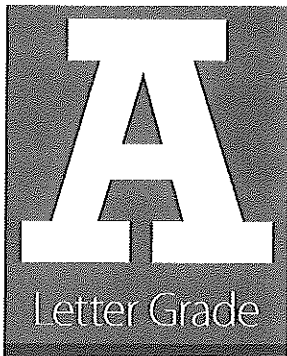


2011-2012 REPORT CARD

COLTS HIGH SCHOOL

Hoosier School Corporation
Colts, Indiana

Superintendent Jon Gubera
Principal Will Krebs



Colts High School

Colts High School received an "A" as its final letter grade for school accountability.

This is a one letter grade increase from last year.

STUDENT PERFORMANCE

Thirty percent of a school's letter grade is based on student performance on the state assessment.

Mathematics

84% of students passed the assessment.

This rate is **above** the state average.

This rate is **below** the state goal.

English/Language Arts

91% of students passed the assessment.

This rate is **above** the state average.

This rate is **above** the state goal.

STUDENT IMPROVEMENT

A school's letter grade may increase, decrease, or remain the same based on student improvement.

Mathematics

11.8% - the pass rate **increase** between the 8th grade ISTEP+ and the 10th grade ECA.

39.5% of students who, after not passing the ECA by the end of 10th grade, have passed the exam by graduation.

English/Language Arts

0.8% - the pass rate **decrease** between the 8th grade ISTEP+ and the 10th grade ECA.

60.5% of students who, after not passing the ECA by the end of 10th grade, have passed the exam by graduation.

GRADUATION RATE

Thirty percent of the letter grade is based on on-time graduation.

92% of students graduated within 4 years.

This rate is **above** the state average.

This rate is **above** the state goal.

COLLEGE & CAREER READINESS (CCR)

Ten percent of the letter grade is based on CCR.

44% of students achieved CCR.

This rate is **above** the state average.

This rate is **above** the state goal.

**THIS SAMPLE REPORT CARD IS FOR ILLUSTRATIVE PURPOSES ONLY.
THE ACTUAL REPORT CARD IS SUBJECT TO CHANGE.**

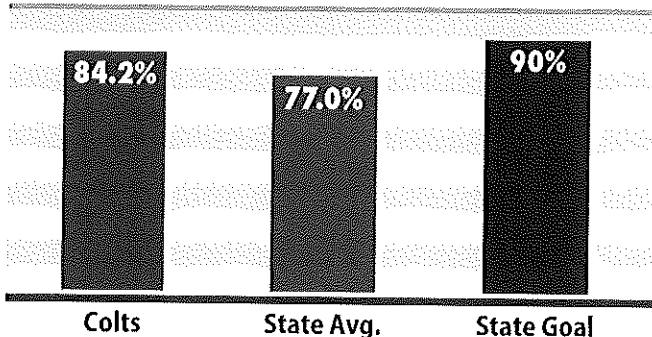
COLTS HIGH SCHOOL 2011-2012 Report Card



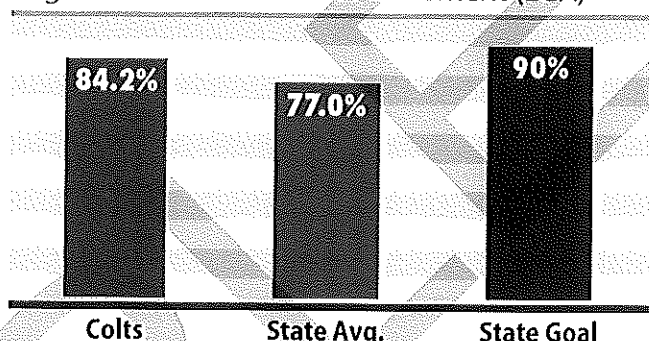
The final grade reflects student performance and improvement on the Algebra I and English 10 Graduation Exams, along with graduation rate and college & career readiness.

STUDENT PERFORMANCE

Algebra I End-of-Course Assessment (ECA)



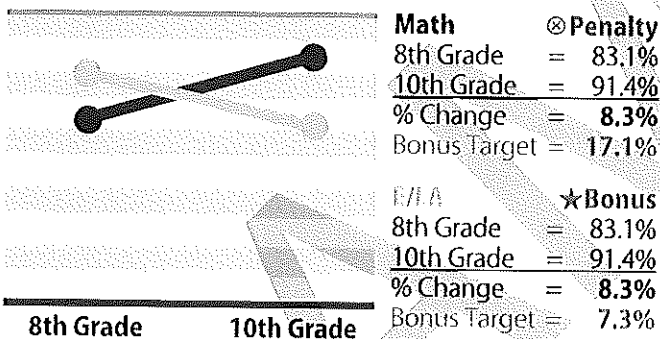
English 10 End-of-Course Assessment (ECA)



STUDENT IMPROVEMENT

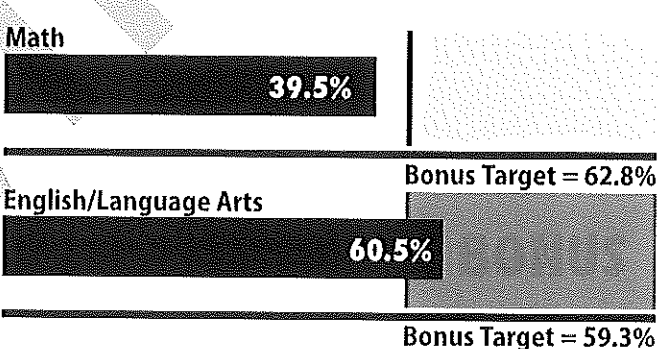
8th - 10th Grade

% of students passing 8th grade ISTEP+ compared to 10th grade ECA. A decrease in passing rate results in a penalty.



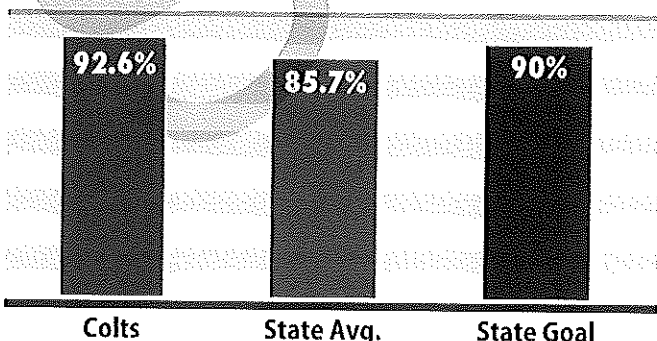
10th - Graduation

% of students who, after not passing the ECA by the end of 10th grade, have passed the exam by graduation.



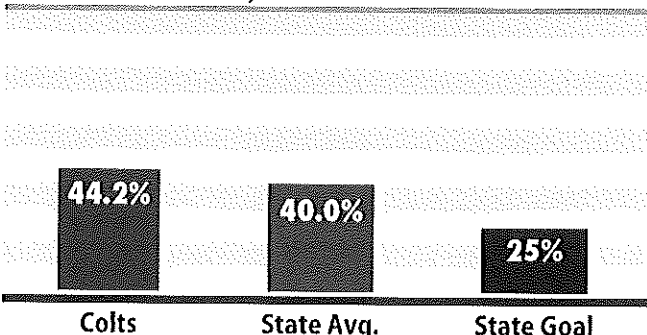
GRADUATION RATE

% of On-Time Graduates



COLLEGE & CAREER READINESS

% of Advanced Placement, International Baccalaureate, Dual Credit, or Industry Certification student success



Go to <http://compass.doe.in.gov> to see more details